

VerifEye™ Building Manager Online (BMO)

Simplified Energy Data and Billing Software



Description

VerifEye™ Building Manager Online (BMO) web-based software provides the Measurement & Verification (M&V) tools necessary to get the most out of your submetering system.

Base Module

The VerifEye Building Manager Online Base Module provides all the core features to summarize energy information to identify consumption and demand patterns in defined time intervals.

BMO Base Module functionality allows end users to plot charts and view data quickly without any custom software installed on a PC. Intuitive to use, end users can simply log on to the BMO website with their designated user name and password to view user set alarms and graphical and historical data in intervals from one year to as little as an hour with a few clicks.

BMO assists end users in meeting energy submetering requirements found in local and national Energy Codes such as ASHRAE 90.1-2016, CA T-24 2019, Seattle Energy Code and New York Law 88. Create virtual meters to easily report on aggregated end use energy loads such as lighting, HVAC, plug loads and other equipment. Generate date-based reports for whole building energy sources as well as internal buildings systems.

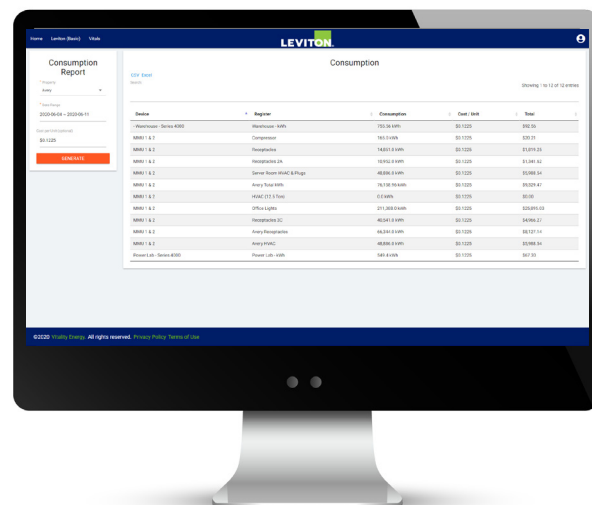
BMO offers additional modules for advanced reporting and tenant billing applications.

Features

- Capture whole building energy sources for electric, gas, water, steam and BTU
- Create virtual meters to report aggregated loads for lighting, HVAC, etc
- Software supports industry standard 15-minute interval data

Applications

- Commercial
- Government
- Education
- Industrial
- Multiple Dwelling Units (MDUs)
- Mixed Use Buildings (Retail & Residential)



Consumption Report

Advanced Reporting

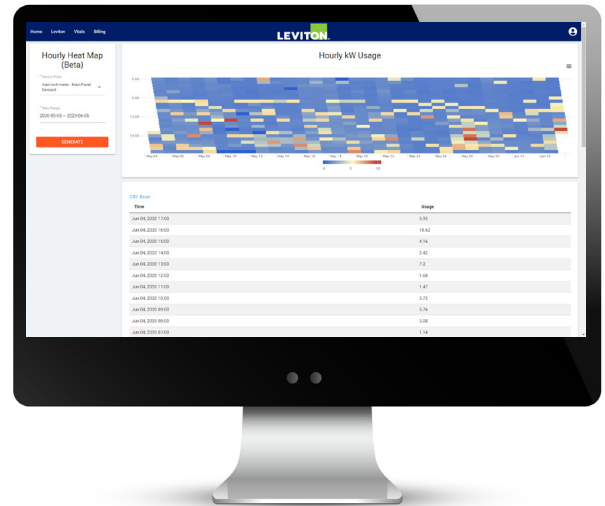
VerifEye Building Manager Online Advanced Reporting Module adds additional reporting, analytics and display features to this dynamic platform. It displays a wide variety of energy information with easy to use graphics tools and configurable dashboards. Display energy usage and cost data specific to multiple buildings and portfolios in 15-minute intervals. Generate date-based reports for any user-defined parameter including energy, demand and cost for any meter point in the local architecture. Energy goals can be set at the building or portfolio level and the system can be programmed to send alerts and alarms via email.

Features

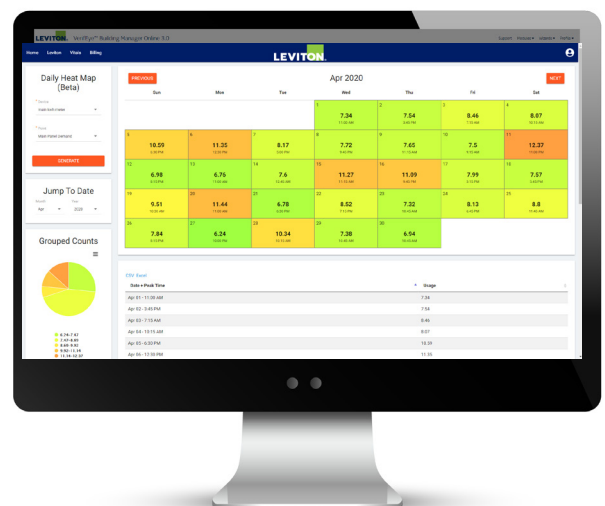
- Software platform tool with a capacity for managing an entire portfolio of buildings
- Configure dashboards to graphically display user defined energy information data
- View building information updated in 15-minute intervals—energy usage, measured parameters, cost metrics and more
- Set goals for energy usage at the building or portfolio level
- Receive alerts and alarms via email
- View and display current and future weather data based on desired geographical location
- Create virtual meters to report aggregated loads for lighting, HVAC, etc.



Public Kiosk Display



Hourly Heat Map



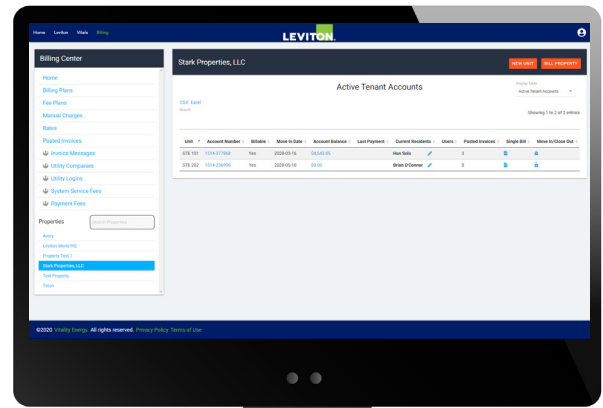
Daily Heat Map

Tenant Billing

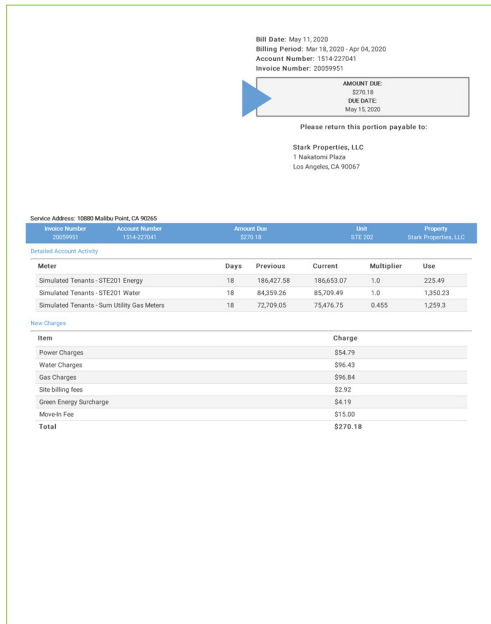
VerifEye Building Manager Online Tenant Billing Module allows multi-unit property operators to equitably allocate and invoice individual tenant utility costs and capture and allocate common area costs across portfolios of buildings and facilities. The platform provides a variety of billing summary reports as well as a portal for tenants to individually view their energy usage information online.

Features

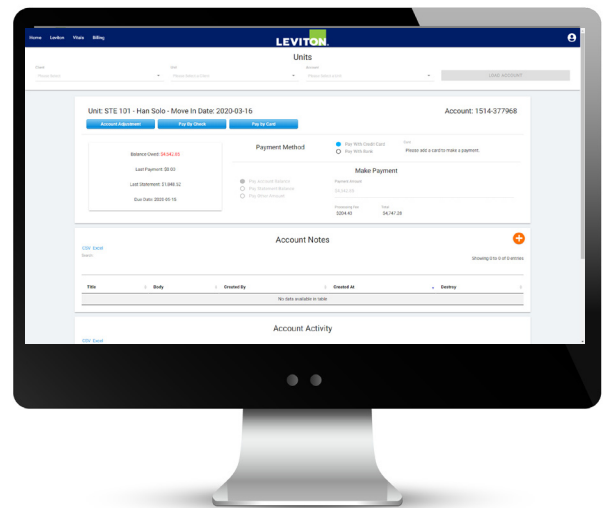
- Configure tenant data and assign any meter to any tenant
- Create tariffs for current and future use at the entire building level—simple, tiered or time of use (TOU)
- Generate tenant invoices for any user selected data range
- Convenient email function for monthly invoices
- View management summary reports for each billing period
- Export invoices as PDFs
- Provides a graphical representation of energy usage data to support tenant bills



View Tenant Accounts



Invoice



Create Tailored Billing Plans

	Base Energy Management	Energy Management with Advanced Reporting	Tenant Billing
	Web-Based Software		
Primary Functions	Provides a summary of energy profiles to help identify high and low consumption as well as energy usage patterns for user defined intervals. Populates reports based on user configured preferences. Assists end users in meeting the growing requirements of local and national energy codes such as Title 24, ASHRAE 90.1, Seattle Energy Code and New York Local Law 88.	Includes all the functionality of the Base Module with the addition of enhanced reporting and dashboarding features. Adds support for Daily and Hourly Heat Maps, Drift Analysis reporting and Kiosk display. Provides custom report design features.	Monitor individual units to create invoices and tenant billing reports. Supports an online portal for tenants to log in and monitor their usage and billing information. Includes all the features of both the Base and Advanced Reporting Modules.

Ordering Information

Base Module

Cat. No.	Description
BMOSW-050	BMO Energy Management Software (first 50 data points are included at no charge for the first year)
BMOSW-MTR	BMO Energy Management - Additional 50 data points (1st year)
BMOSW-TR1	BMO Energy Management Software - Annual Renewal Tier 1 (50 data points)
BMOSW-TR2	BMO Energy Management Software - Annual Renewal Tier 2 (100 data points)
BMOSW-TR3	BMO Energy Management Software - Annual Renewal Tier 3 (250 data points)
BMOSW-TR4	BMO Energy Management Software - Annual Renewal Tier 4 (500 data points)

Advanced Reporting Module

Cat. No.	Description
BMOSW-EXE	BMO Energy Management Software with Advanced Reporting (up to 50 data points)
BMOSW-EXU	BMO Advanced Reporting Upgrade - per each additional 50 data points (1st year)
BMOSW-MTE	BMO Energy Management with Advanced Reporting - Add 50 data points
BMOSW-ER1	BMO Energy Management Software with Advanced Reporting - Annual Renewal Tier 1 (50 data points)
BMOSW-ER2	BMO Energy Management Software with Advanced Reporting - Annual Renewal Tier 2 (100 data points)
BMOSW-ER3	BMO Energy Management Software with Advanced Reporting - Annual Renewal Tier 3 (250 data points)
BMOSW-ER4	BMO Energy Management Software with Advanced Reporting - Annual Renewal Tier 4 (500 data points)

Tenant Billing Module

Cat. No.	Description
BMOSW-BIL	BMO Tenant Billing Software (up to 50 data points)
BMOSW-MTB	BMO Tenant Billing - Add 50 data points
BMOSW-TRA	BMO Tenant Billing - Annual Renewal Tier A (50 data points)
BMOSW-TRB	BMO Tenant Billing - Annual Renewal Tier B (100 data points)
BMOSW-TRC	BMO Tenant Billing - Annual Renewal Tier C (250 data points)
BMOSW-TRD	BMO Tenant Billing - Annual Renewal Tier D (500 data points)

Support Services

Cat. No.	Description
BMOSW-STP	BMO Short Term Support Plan (90 Days)
BMOSW-LTP	BMO Long Term Support Plan (1 Year)

Leviton Manufacturing Co., Inc. Lighting & Controls

20497 SW Teton Avenue, Tualatin, OR 97062 **tel** 800-736-6682 **tech line** (6:00AM-4:00PM PT Mon-Fri) 800-959-6004

Leviton Manufacturing Co., Inc. Global Headquarters

201 North Service Road, Melville, NY 11747-3138 **tel** 800-323-8920 **tech line** (8:30AM-7:00PM ET Mon-Fri) 800-824-3005

Visit our Website at: www.leviton.com/verifeye

©2021 Leviton Manufacturing Co., Inc. All rights reserved. Subject to change without notice.