


# VerifEye™ Series 7200-7300 Branch Circuit Monitor 48 Circuit (24 Virtual Meters)



Series 72D48 Embedded -  
With Display



Series 72N48 Embedded -  
No Display



Series 73D48



Split Core CT



Rogowski CT



Solid Core CT

## Description

The VerifEye™ Series 7200 and 7300 Virtual Element Advanced Branch Circuit Monitors are a cost-effective solution for electrical load management. The Series 7200 and 7300 platform is ideal for high density, branch circuit monitoring applications in both new construction and retrofit applications. The Series 7200 and 7300 monitors up to 48 branch circuits with one single meter board.

The Series 7200 and 7300 supports all industry standard communications over RS485 and Ethernet, including ModBus RTU, ModBus TCP, BACnet MS/TP and BACnet IP for maximum flexibility. The integrated USB port may be used for local configuration.

The Series 7200 and 7300 monitor current, voltage, instantaneous power and demand and energy consumption of each circuit in a panelboard including the main feed. As a circuit approaches the user-configured threshold, alarm indicators are triggered, preventing costly downtime from overloaded circuits or failed loads.

## Applications

Use the VerifEye Series 7200 and 7300 Advanced Branch Circuit Monitor in commercial and industrial applications for:

- Data centers
- Tenant energy monitoring
- Energy allocation
- Energy management
- Load monitoring
- Building code compliance

## Features

- 48 individual Current Transformer (CT) inputs
- Inputs configurable as follows:
  - 24 virtual meters in any combination of single-phase, two-phase, or three-phase limited to the total 48 CT inputs
  - Consult factory for any other configurations
- Line powered from 90-600V, phase-to-phase
- Bidirectional monitoring
- Meets ANSI & IEC metering system accuracy requirements including branch CTs
- Supports split core and Rogowski Coil CTs
- Meter board features:
  - Easy access terminals for CT wiring, removable connectors
  - Available with or without display embedded options
- Reports volts, amps, power, demand and energy for each circuit—each Series 7200 and 7300 covers a complete 42 breaker panelboard plus mains for a total of 48 circuits
- User-configurable alarm thresholds register for improved load management
- Selectable phase orientation and number of circuits
- Limited 5-year warranty

## Measured Parameters\*

- Volts
- kW
- aPF
- kWh

\* All parameters for each phase and system total

**NOTE:** Factory commissioning on the Series 7200 and 7300 Meters is highly recommend as remote configuration of the meters is not an option offered by Leviton Technical Support.

## Accuracy

- 0.2% ANSI C12.20-2010 Class 0.2

## Wide Range Power

- 90-347 Volts AC Line-to-Neutral
- 600V Line-to-Line, CAT III
- One voltage reference input


## Highly Configurable

- 1P/2W, 2P/3W, 3P/4W (WYE), 3P/3W (Delta)

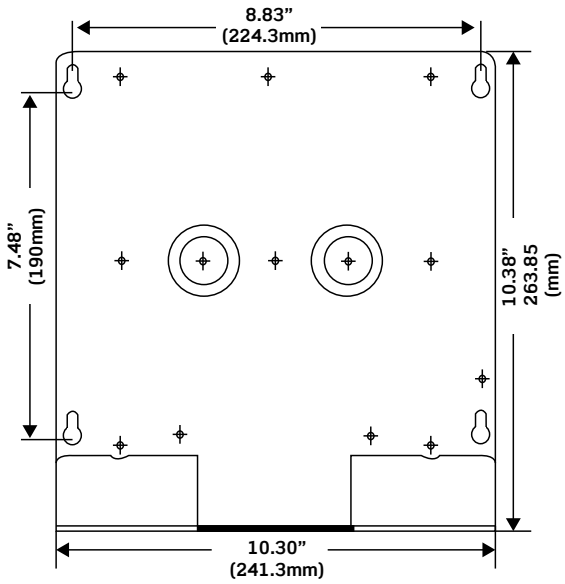
## User Interface Options

- Meter front panel display unit
- Virtual Element Viewer software with either
- USB direct to the meter or PC/Ethernet

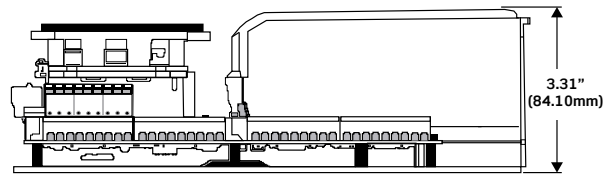
## Panel Features



**Series 7200 Dimensions**

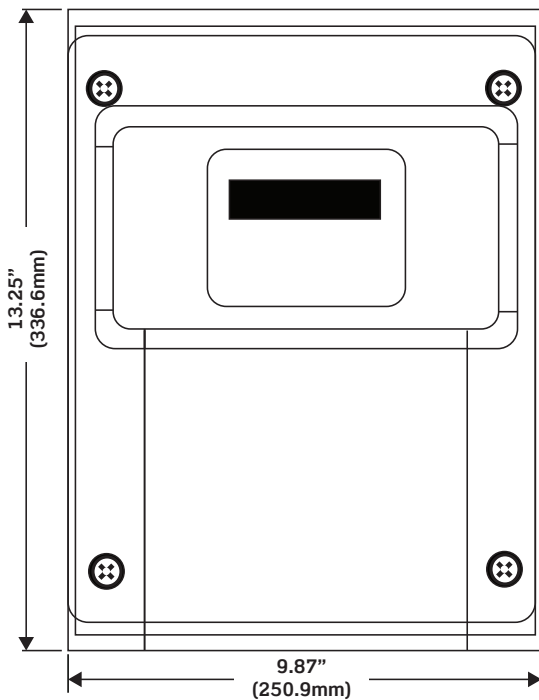


Series 7200 Embedded (Panel Mount)

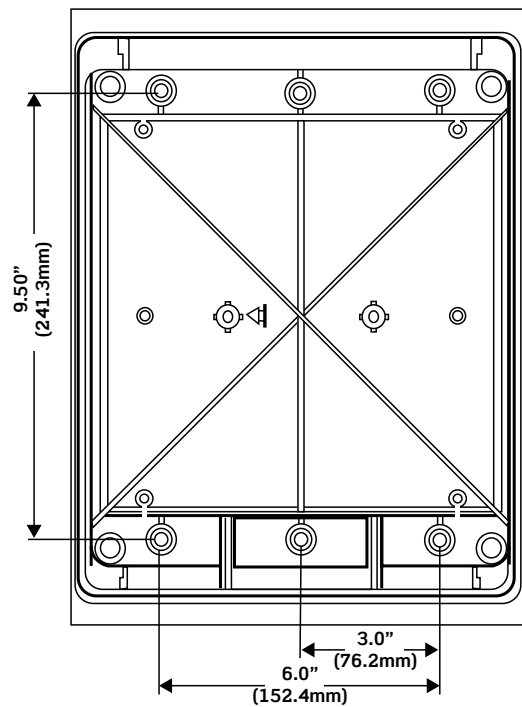


Series 7200 Embedded (Panel Mount)

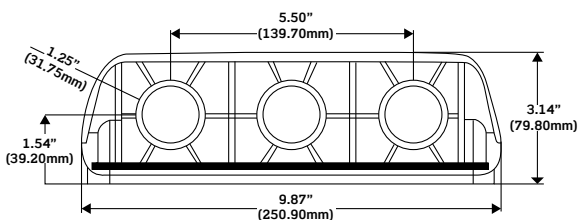
**Series 7300 Dimensions**



Series 7300 Enclosure Front



Series 7300 Enclosure Back



Series 7300 Enclosure Bottom

## Specifications

Panelboard Monitoring System	
Electrical	
Service Type	1P/2W, 2P/3W, 3P/4W, 3P/3W (Delta)
Power	From L1 Phase to L2 Phase, 90-600VAC RMS CAT III 50/60Hz, 500mA AC Max
AC Protection	0.5A Fuse 200kA interrupt capacity
Power Out	Unregulated 12VDC output, 200mA, self-resetting fuse
Voltage Channels	90-346 Volts AC Line-to-Neutral, 600V Line-to-Line, CAT III
Current Channels	48 channels, 0.525 VAC max, 333 mV CTs, 0-4,000+ Amps depending on CT
Maximum Current Input	150% of current transducer rating (mV CTs) to maintain accuracy. Measure up to 4000A with Rogowski Coil CTs.
Measurement Type	True RMS using high-speed Digital Signal Processing (DSP) with continuous sampling
Line Frequency	50/60Hz
Mechanical	
Wire Connections	12-22 AWG 600 VAC, voltage connection must be #14 AWG or larger & 600 VAC rated
Mounting	Panel Mount/Enclosure
High Voltage Cover	IP30
PCBA Mounting	0.5" standoffs #6 (quantity 6, user supplied)
Mounting Plate	Available with Series 7200 models
Communications	
Hardware	RS-485, Ethernet and USB (for configuration only)
Supported Protocols	ModBus, BACnet MS/TP, ModBus TCP or BACnet IP
Max Distance	ModBus RTU - 1200 meters (4000 ft) max, other network protocols follow standard network management practices
Environmental	
Operating Temperature	-4° to 140°F (-20° to 60°C) At -4°F, LCD display could be illegible, meter voltage at -4°F must exceed 100 VAC to power the meter
Operating Humidity	5-95% non-condensing
Codes & Standards	
Accuracy & Billing	ANSI C12.20 Class 0.2, NIST traceable calibration
Certifications	<b>UL Recognized(E186827):</b> Applies to mounting plate and circuit board only version, conforms to UL Standard 61010-1 3rd edition, certified to CSA Standard C22.2 No. 61010-1 3rd edition <b>UL Listed (E186827):</b> Applies to indoor enclosure version, conforms to UL Standard 61010-1 3rd edition, certified to CSA Standard C22.2 No. 61010-1 3rd edition
Listing/Safety	CE EN 61000-6-4: Class A
Other	
Enclosure Dimensions	13.25" L x 9.87" W x 3.14" D (336.6mm x 250.90mm x 79.80mm)
Panel Mount Dimensions	10.38" L 9.5" W 3.14" D (263.90mm x 241.3mm 79.80mm)

## Ordering Information

Series 7200 & 7300 Meters	
Cat. No.	Description
72D48-000	Series 7200 Embedded Panel Mount (no enclosure) Branch Circuit Monitor, 48 inputs, LCD display
72N48-000	Series 7200 Embedded Panel Mount (no enclosure) Branch Circuit Monitor, 48 inputs, no display
73D48-000	Series 7300 Branch Circuit Monitor, 48 inputs, LCD display, NEMA 1 enclosure
Compatible CT Options*	
Cat. No.	Description
CDV01-K17	Solid Core CT, 333mV:100A, 0.75"
CDV02-K17	Solid Core CT, 333mV:200A, 0.75"
CTV5X-WA4	Split Core CT, 333mV:50A, 0.4"
CTV01-KD0	Split Core CT, 333mV:100A, 1" Window
CTV02-KD0	Split Core CT 333mV:200A, 1" Window
CTV04-KD1	Split Core CT, 333mV:400A, 1.25" Window
CTV08-KG1	Split Core CT, 333mV:800A, 3.0"x3.5" Window
CRV50-LR2	5-4000A Rogowski Coil CT 16", 131mV/1000A @ 60Hz, 109.2mV/1000A, @ 50Hz
CRV50-LR4	5-4000A Rogowski Coil CT 24", 131mV/1000A @ 60Hz, 109.2mV/1000A, @ 50Hz

\*Series 7000 Branch Circuit Monitors are compatible with 333mV CTs, sold separately

---

**Leviton Manufacturing Co., Inc. Lighting & Controls**

10385 Avery Street, Tualatin, OR 97062 **tel** 800-736-6682 **tech line** (6:00AM-4:00PM PT Mon-Fri) 800-959-6004

**Leviton Manufacturing Co., Inc. Global Headquarters**

201 North Service Road, Melville, NY 11747-3138 **tel** 800-323-8920 **tech line** (8:30AM-7:00PM ET Mon-Fri) 800-824-3005

**Visit our Website at: [www.leviton.com/verifeye](http://www.leviton.com/verifeye)**

©2022 Leviton Manufacturing Co., Inc. All rights reserved. Subject to change without notice.