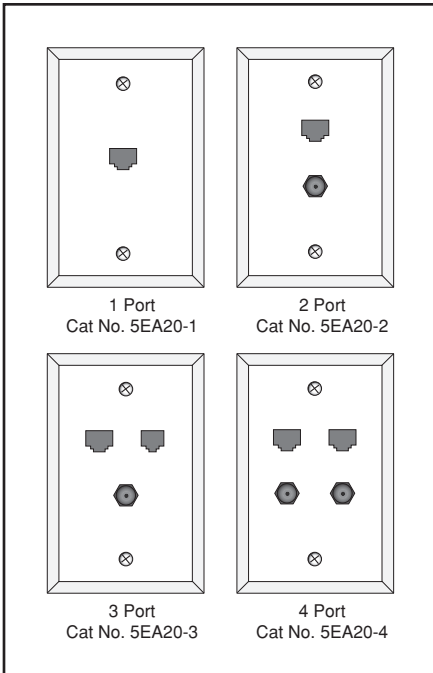


Installation Instructions

QuickPlate Wallplates

5EA20-1
5EA20-3

5EA20-2
5EA20-4



QuickPlate Wallplates

DESCRIPTION

The QuickPlate Wallplates feature a variety of combinations of both phone and data ports. The wallplates also feature 110 IDC connectors for quick and precise connection.

INSTALLATION

CAUTION: Read all important safety information prior to installation.

Phone/data port connections:

- Remove dust caps from back of connectors
- Strip approximately 2 inches of insulation from the main cable. **Do not** remove insulation from individual wires.
- Connect each conductor following the color codes on each connector and **Figure 2** as follows:
- Route the wires for termination
- Terminate one pair at a time starting with the blue pair of conductors. **Note:** terminating one pair at a time will prevent damage to the other wires with the punchdown tool.
- Using the included plastic punchdown tool or a 110 punchdown tool (Leviton Cat No. 49553-814 and 49553-110), terminate the wires into the IDC slots. Maintain wire pair twisting to within 1/2 inch of the IDC connector.
- Trim excess wire to within the connector body using punchdown tool cutting blade or wire cutters.
- Place the dust cap over the terminated wires to secure the connections and provide added strain relief.
- Connect any coaxial cables to F-connectors, if applicable.
- Mount the QuickPlate wallplate ensuring the word "UP" on the back is oriented properly. Secure using screws provided.
- **Do Not over-tighten screws.**
- **Installation is complete.**

Figure 1

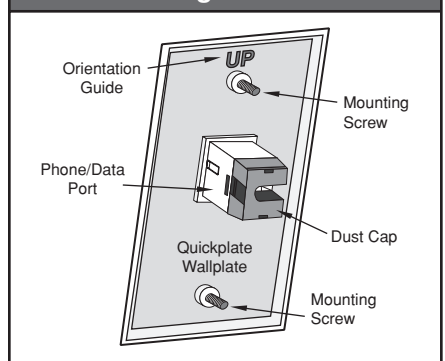
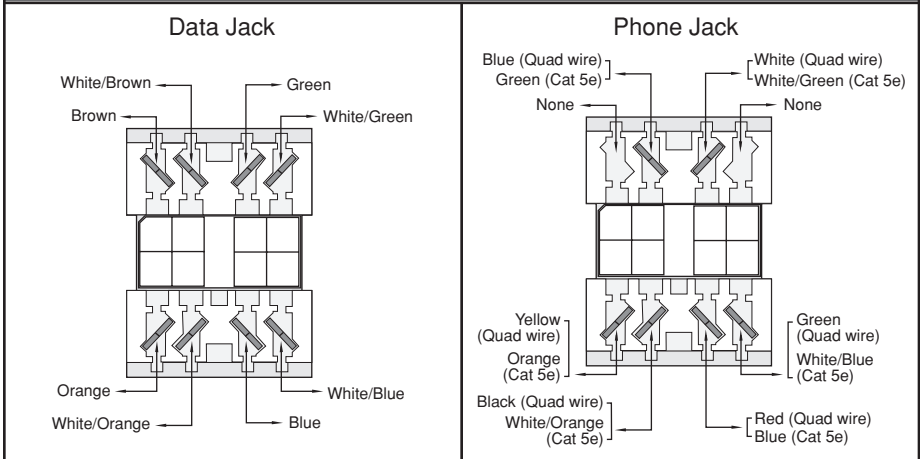


Figure 2



IMPORTANT INSTRUCTIONS

1. Read and understand all instructions. Follow all warnings and instructions marked on the product.
2. Do not use this product near water—e.g., near a tub, wash basin, kitchen sink or laundry tub, in a wet basement, or near a swimming pool.
3. Never push objects of any kind into this product through openings, as they may touch dangerous voltages.
4. SAVE THESE INSTRUCTIONS.

SAFETY INFORMATION

1. Never install communications wiring or components during a lightning storm.
2. Never install communications components in wet locations unless the components are designed specifically for use in wet locations.
3. Never touch uninsulated wires or terminals unless the wiring has been disconnected at the network interface.
4. Use caution when installing or modifying communications wiring or components.
5. To prevent electrical shock, each opening must be filled with a module.

LIMITED 2 YEAR WARRANTY AND EXCLUSIONS

Leviton warrants to the original consumer purchaser and not for the benefit of anyone else that this product at the time of its sale by Leviton is free of defects in materials and workmanship under normal and proper use for two years from the purchase date. Leviton's only obligation is to correct such defects by repair or replacement, at its option, if within such two year period the product is returned prepaid, with proof of purchase date, and a description of the problem to **Leviton Manufacturing Co., Inc., Attn: Quality Assurance Department, 59-25 Little Neck Parkway, Little Neck, New York 11362-2591**. This warranty excludes and there is disclaimed liability for labor for removal of this product or reinstallation. This warranty is void if this product is installed improperly or in an improper environment, overloaded, misused, opened, abused, or altered in any manner, or is not used under normal operating conditions or not in accordance with any labels or instructions. **There are no other or implied warranties of any kind, including merchantability and fitness for a particular purpose**, but if any implied warranty is required by the applicable jurisdiction, the duration of any such implied warranty, including merchantability and fitness for a particular purpose, is limited to two years. **Leviton is not liable for incidental, indirect, special, or consequential damages, including without limitation, damage to, or loss of use of, any equipment, lost sales or profits or delay or failure to perform this warranty obligation.** The remedies provided herein are the exclusive remedies under this warranty, whether based on contract, tort or otherwise.

For Technical Assistance Call:
 1-800-824-3005 (U.S.A. Only)
www.leviton.com