

VGA 110-Termination MOS Modules

APPLICATION

VGA 110-termination Multimedia Outlet System (MOS) Modules provide a point-to-point connection over twisted-pair cabling. Connect computers, laptops, and tablets to monitors and projectors using standard VGA connectors. The IDC termination allows for quick termination and customization of cable lengths in the field.

The VGA 110-termination modules must be installed as a set (PC and Monitor), and require a MOS wallplate. The modules are manufactured from durable polycarbonate plastic and are available in white, light almond, ivory, and grey.



SPECIFICATION

AV modules shall have the ability to transmit analog VGA signals over twisted-pair cabling in a point-to-point connection. Products shall be compatible with UTP or shielded cabling that is rated for CAT 5e or higher. Twisted-pair cabling shall be terminated to product using IDC connections. Products shall be capable of transmitting video at resolutions of: 1024 x 768 for distances up to 75 feet, or 1600 x 1200 and 1920 x 1080 at distances of 50 feet. Products signal transmission shall include the Display Data Channel (DDC) signals. Products shall be available in white, ivory, light almond, and grey colors, and shall be compatible with Leviton MOS wallplates. Modules shall be used as a set: 1 PC Module with 1 Monitor Module.

FEATURES

- Provides a point-to-point VGA connection over twisted-pair cabling (UTP or shielded)
- Passive modules compensate for the impedance difference between 75 Ω unbalanced video signal and the 100 Ω balanced cabling
- Display Data Channel (DDC) signals included, which allow the PC to detect the display's capabilities
- Twisted-pair cabling can be cut to length in the field
- Twisted-pair cabling provides a migration path for future digital signals
- Fast and easy cable termination using color-coded 110-style IDC connectors

DESIGN CONSIDERATIONS

- **PC and Monitor modules must be used as a set (PC and Monitor Modules)**
- Modules must be installed in a Leviton MOS wallplate
- Modules are 1 unit high
- VGA modules can be mixed with other MOS modules in the same wallplate
- Two twisted-pair cables (CAT 5e or higher, UTP or shielded) required for each set of VGA modules
- VGA modules designed to support video resolutions of:
 - 1024 x 768 for distances up to 75 feet
 - 1600 x 1200 for distances up to 50 feet
 - 1920 x 1080 for distances up to 50 feet
- Not compatible with MOS Surface Mount Boxes

MECHANICAL SPECIFICATIONS

Dimensions: 0.96" H x 1.85" W x 2.05" D
 Housing Material: Polycarbonate
 VGA Connector: High-Density D-Sub 15, female

ELECTRICAL SPECIFICATIONS

Cable Type: UTP and shielded twisted-pair (CAT 5e or higher)
 Cable length: Up to 75 feet (1024 x 768)
 Up to 50 feet (1600 x 1200 and 1920 x 1080)
 Impedance: VGA – 75 Ω unbalanced
 IDC – 100 Ω balanced
 Video Signal: RGB, 1V peak-to-peak
 Sync Signal: TTL standard

ENVIRONMENTAL SPECIFICATIONS

Operating Temperature: 0° C to 50° C (32° F to 122° F)
 Storage Temperature: -10° C to 70° C (14° F to 158° F)
 Relative Humidity: 0% to 90%, non-condensing

STANDARDS COMPLIANCE

cULus Listed (UL 1863, CAN/CSA-C22.2 No. 182.4-M90)

COUNTRY OF ORIGIN

Taiwan

WARRANTY INFORMATION

One-year limited warranty. For a copy of Leviton warranties, visit www.leviton.com/warranty.

Leviton Network Solutions

2222 - 222nd St. SE
 Bothell, WA 98021-4416

tel 1-800-824-3005
 tel +1-425-486-2222
appeng@leviton.com
www.leviton.com

Asia / Pacific

T +1.631.812.6228
 E infoasean@leviton.com

Europe

T +33.6.8869.1380
 E infoeurope@leviton.com

Canada

T +1.514.954.1840
 E pcservice@leviton.com

India / SAARC

T +91.80.4322.5678
 E infoindia@leviton.com

Caribbean

T +1.954.593.1896
 E infocaribbean@leviton.com

Mexico

T +52.55.5082.1040
 E lsamarketing@leviton.com

China

T +852.2774.9876
 E infochina@leviton.com

Middle East & Africa

T +971.4.886.4722
 E lmeinfo@leviton.com

Colombia

T +57.1.743.6045
 E infocolombia@leviton.com

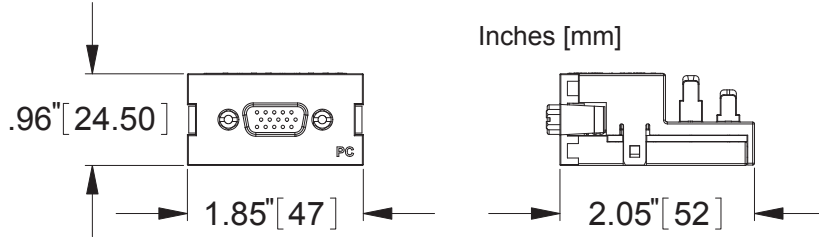
South Korea

T +82.2.3273.9963
 E infokorea@leviton.com

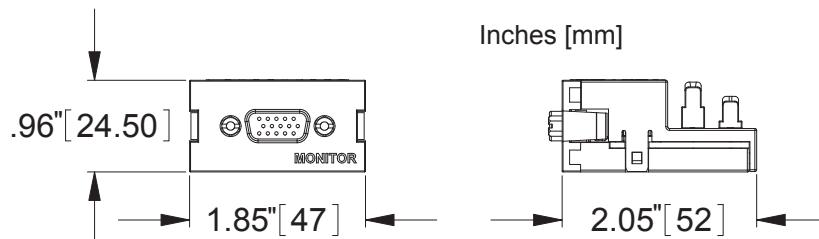
ELECTRONIC FILES

For CAD files, typical specs, or technical drawings (.DXF, .DWG), visit www.leviton.com.

41295-VPx PC Module



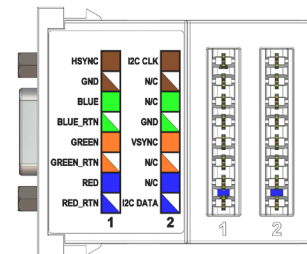
41295-VMx Monitor Module




Pin	Signal	IDC/Wire
1	Red video	1 – blue
2	Green video	1 – orange
3	Blue video	1 – green
4	n/a	
5	Ground	
6	Red video return	1 – w/blue
7	Green video return	1 – w/orange
8	Blue video return	1 – w/green
9	DDV +5V	
10	Sync ground	1 – w/brown 2 – w/green
11	n/a	
12	DDC (I ² C) data	2 – w/blue
13	Horizontal sync	1 – brown
14	Vertical sync	2 – orange
15	DDC (I ² C) clock	2 – brown

41295-Vxx

CONNECTOR PIN-OUT



WIRING DIAGRAM



PART NUMBERS

Description	White	Light Almond	Ivory	Grey
VGA PC 110-termination MOS Module	41295-VPW	41295-VPT	41295-VPI	41295-VPG
VGA Monitor 110-termination MOS Module	41295-VMW	41295-VMT	41295-VMI	41295-VMG